




T-LINE

roomdimensions.es





TECHNICAL SOLUTIONS FOR CONTROL ROOM

"Our aim is the detail"



EXPERTS IN INFRASTRUCTURE DEVELOPMENT AND IN PROVIDING
HIGH ADDED VALUE SOLUTIONS FOR 24X7 OPERATIONS ENVIRONMENTS





Roomdimensions Iberica, RDI, provides technical solutions for control rooms, focused on the manufacturing and exporting of high added-value technical furniture and ergonomic solutions for non-stop operation environments.

We have a wide range of products that enhance the management and the organization of the 24x7 operations environments and their annexed spaces, using at any time the suitable product for the user's needs.

Operations and supervisor consoles, meeting tables, archive furniture, printing cabinets, auxiliary technical furniture, specific 24x7 chairs & ergonomic supports.



Why a console?



High-quality, sustainable and low maintenance materials.

High tech solutions ready to manage cabling infrastructure and connectivity.

Energy and data cabling distributed to avoid interferences.

Designed for human factors.

Fast and clean access to the infrastructure without disturbing the user.

Different areas for the connectivity of the equipment.

Integration of ergonomic elements to enhance the daily user comfort.

Cabling management is the key point.

The capability of creating multiple configurations.

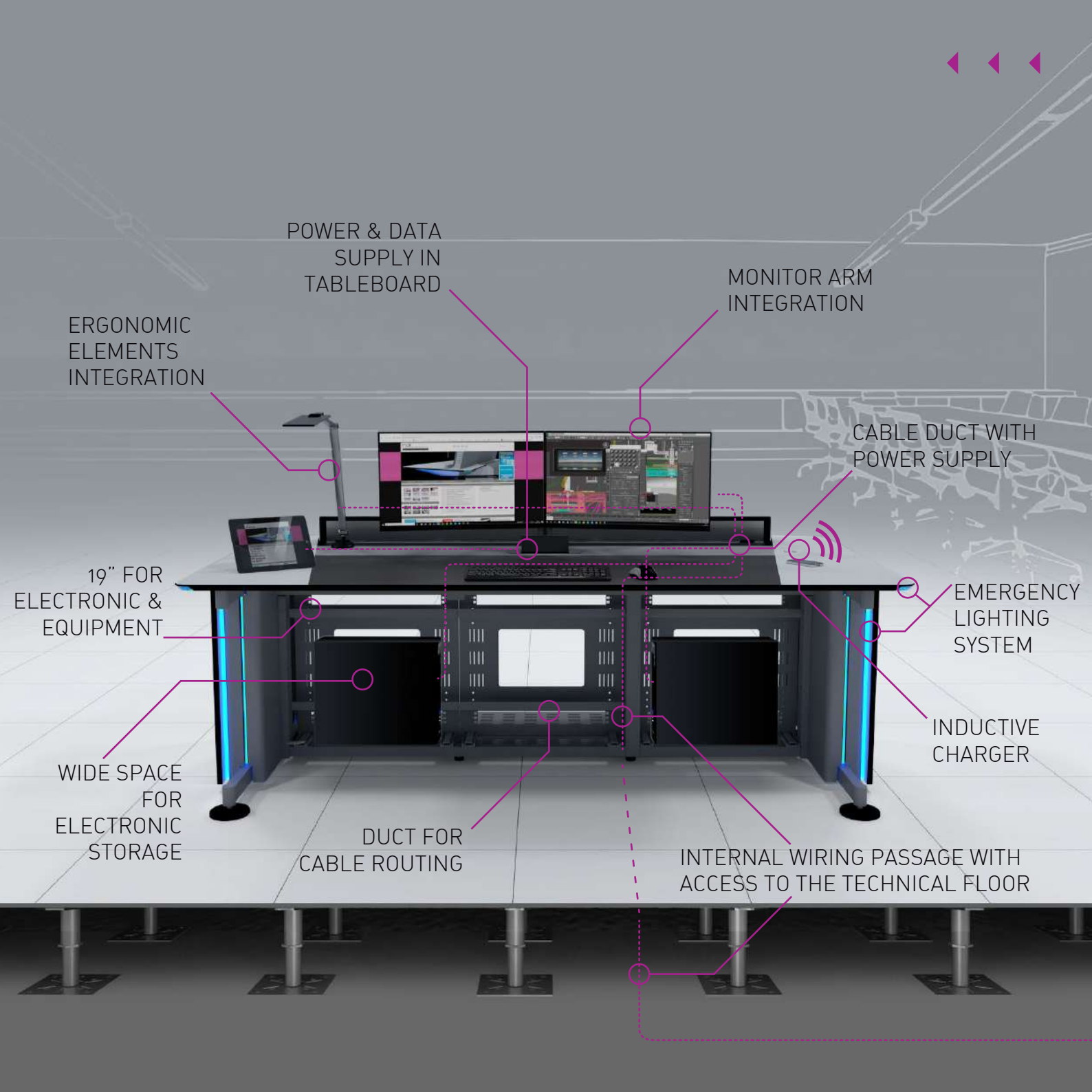
Space for the equipment location.

Designed following the control room international regulations.

Option to reconfigure the work post modifying number of operators at any time.

Maximum functionality with the latest integrated technology.





POWER & DATA
SUPPLY IN
TABLEBOARD

MONITOR ARM
INTEGRATION

ERGONOMIC
ELEMENTS
INTEGRATION

CABLE DUCT WITH
POWER SUPPLY

EMERGENCY
LIGHTING
SYSTEM

INDUCTIVE
CHARGER

INTERNAL WIRING PASSAGE WITH
ACCESS TO THE TECHNICAL FLOOR

DUCT FOR
CABLE ROUTING

WIDE SPACE
FOR
ELECTRONIC
STORAGE

19" FOR
ELECTRONIC &
EQUIPMENT

T-LINE






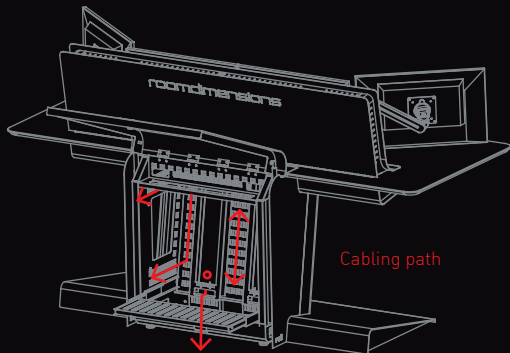
The design of the **T-Line console** is based on a simple, rounded, balanced and robust concept. Careful study ergonomics takes into account the fitting of the operator's legs and feet to the slanted base of the console, ensuring always a comfortable position.

TOTEM FOR EQUIPMENT

The console allows a perfectly structured inner wiring. The cabling gets through the console from the bottom, and thanks to the inner holes, all the cabling can be bridged along different paths of the structure.

Option 1: A removable shelf ensures a perfect displacement of the pc for easy access and efficient cabling management. Sockets can be located on the back on 4U available in 2 separate 2U zones that don't interfere with the space for equipment.



Option 2: 3x 19" fixed shelves to locate small electronic equipment. Inside the top zone, there is a patch panel with space for 16x rj45 for phone connectors. Using only partially the 10U space in the compartment, sockets can be located also in the front 19".



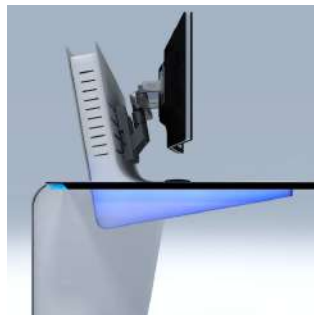
MEIP. MONITORS EQUIPMENT INTEGRATION PANEL

T-LINE

Through the back door, the access to the monitor cabling area gets easier: cabling can enter the monitor area from the table board by different pass-through holes. Also, a spot for energy strip can be located in the monitor support.



Integration of elements



Balanced structure



Soft edges

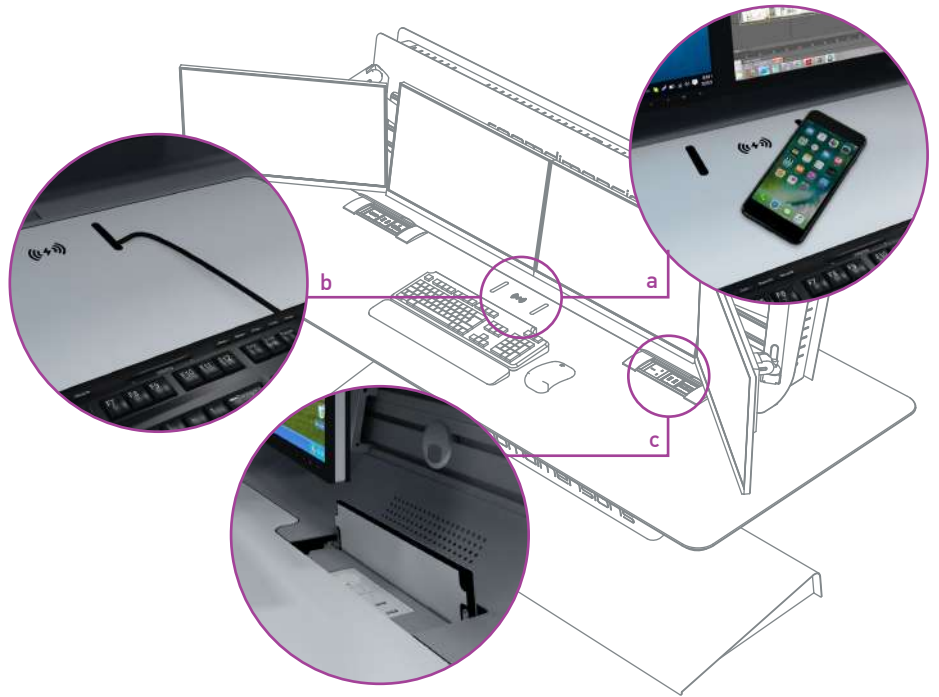
CONNECTIVITY

The **T-Line console** offers multiple connectivity points for easy wiring management.

a. Wireless charger: Wireless induction device charger is integrated below the table board. Small tag on top of the board to point its location.

b. Cabling: pass-through cabling holes for keyboard and mouse cables to the structure.

c. Connectivity spots: different kind of sockets available. Included with the console 2 spots with a total of 4x RJ45 + 4x USB + 2x power outlet.



STORAGE

The table board support below the working zone is divided into one **central zone**, and two **lateral zones** used for different utilities: The **central zone** is designed to keep the keyboard, mouse, etc, with direct access to USB sockets, and the **lateral zones** are designed to keep the office material.

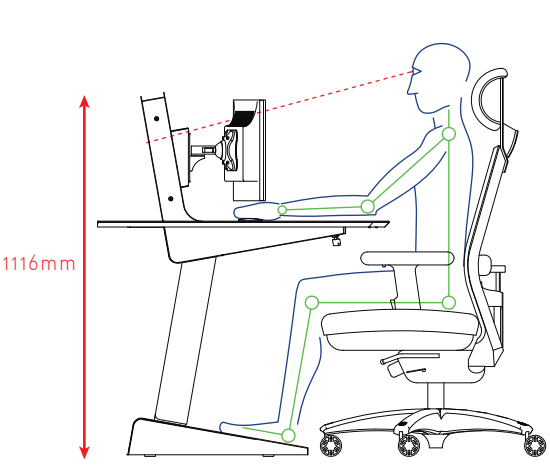
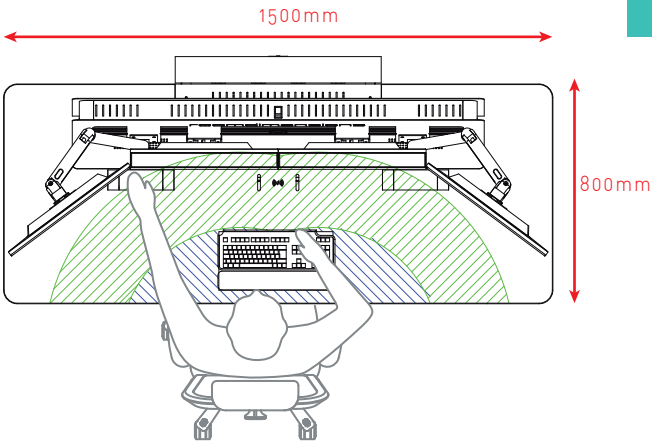


ERGONOMICS

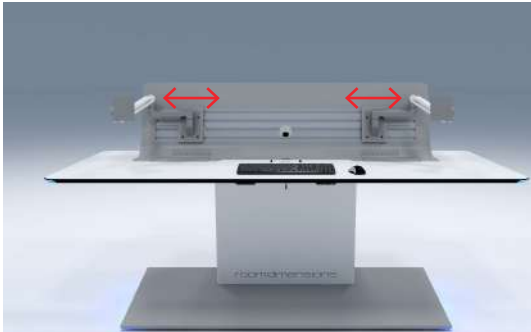
T-LINE

The table top is designed for the operator to dispose of a completely clean work area, with hinged covers to hide the connectivity spots. Below the table board, there is a tray to house the most commonly used objects such as the keyboard, mouse, phone, etc.

NON-WORKING
AREA
OCCASIONAL
WORK
WORKING
AREA



- A Optimum head position.
- B Proper angulation for arms.
- C Back and legs keep a good position.
- D The feet rest perpendicular to the direction of the leg.



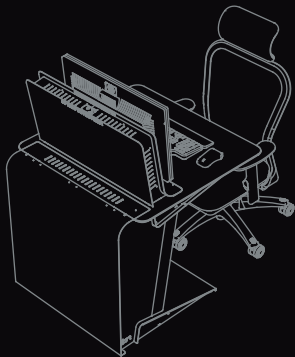
BLACK EDITION

The elegant version of the **T-Line**, a console that not only has all the necessary technological requirements but a strong contemporary look in a glossy black finish. Designed for control rooms where aesthetics is also a determining factor.



MINI T-LINE


Perfect for optimized and compact work environments, where modularity and capacity depend on the number of structures to be used. Optimal for small rooms, but is capable to house as much electronic equipment as the regular **T-Line** version.



CONFIGURATIONS

The **T-Line console** has been developed to be adapted into multiple configurations to meet the required solution for every control room. The modular system of the T-Line range enables the creation of individual or multiple work places adapted to specific operator's tasks and to the general control room, offering a wide range of possibilities; double console, double-faced, reduced linear, curved...

T-LINE



COMPARTMENTS

The state of being concealed. The **T-Line consoles** range disposes of two kinds of filling to complement the operator's work post. Space partitioned off the console designed to keep office supplies or small electronic equipment.

WORKSURFACE COLOR



0085 White
Phenolic 18mm.

STRUCTURE COLORS



RAL 9006
Textured Aluminum
Steel 2mm.

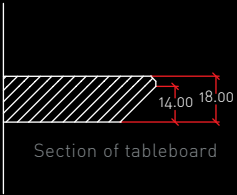



RAL 9003
Textured White
Steel 2mm.

MATERIALS & FINISHES

As a standard, Max Compact panels come with decors on both sides. The core is black and the surfaces are available in different finishes. See our current delivery programme.

MAX COMPACT INTERIOR



COLOR LIGHTING OPTIONS



Blue



Violet



Green

WORKSURFACE COLOR OPTIONS



White



Pastel Grey



Dark Grey

roomdimensions.es

RoomDimensions

Zamora nº 45-47, 4t. 2a.

08005 Barcelona, Spain

T. +34 93 515 57 17

infospain@roomdimensions.es