
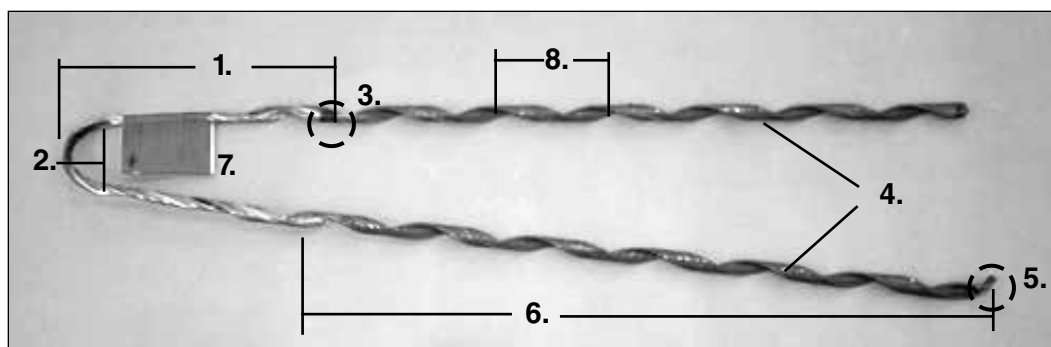


# FIBERLIGN® Lite Tension Dead-end for ADSS



FIBERLIGN® Lite Tension Dead-end for All Dielectric Self-Supporting (ADSS) Fiber Optic Cable Installed



## NOMENCLATURE

1. **Loop length:** Length from the color mark to the end of the loop.
2. **Loop diameter:** The loop has a formed diameter designed to interface with standard fittings.
3. **Color mark:** The Dead-end color mark or crossover mark locates the beginning of Dead-end contact with the cable during installation. It is used for identification as well.
4. **Dead-end legs:** The legs wrap onto the cable beginning at the crossover mark.
5. **Flared rod ends:** Special rod end treatment to prevent jacket damage.
6. **Latex coating:** Pliable coating applied over the Dead-end legs.
7. **Product ID tag:** Red Tag includes product description and application information.
8. **Pitch length:** The distance along the leg that represents one complete wrap of the formed helix around the circumference of the cable (360 degrees).

## APPLICATION

The FIBERLIGN Lite Tension Dead-end is a dielectric Dead-end designed to terminate short span, low tension ADSS fiber optic cables in low voltage environments. Unlike the Limited, Medium, and High Tension FIBERLIGN® Dielectric Dead-end designs found later in this section, the Lite Tension Dead-end is reduced to a single layer component that offers an economical solution for very light loads. The product effectively transfers the low axial load on the cable at the end of the Dead-end legs to low uniform radial compression near the Dead-end loop.

**Superior Fatigue Strength:** The small diameter wires that comprise each Dead-end are a mixture of aluminum and aluminum clad steel to assure long term performance.

Dead-end performance depends upon a number of factors including cable brand and design, tension load requirements, temperature and environmental operating conditions among others.


The FIBERLIGN Lite Tension Dead-end has a pliable latex coating and flared rod end treatment that avoids possible damage to the cable jacket during and after installation.



# FIBERLIGN® Lite Tension Dead-end for ADSS

## APPLICATION (continued)

**ATTACHING TO THE STRUCTURE:** The loop diameter of the Lite Tension Dead-end will fit over a minimum diameter of 1.5" (38mm) and a maximum diameter of 2-1/4" (57 mm). The Lite Tension Dead-end is designed to accept common guy wire Dead-end pole fittings like thimble eyes and guy hooks.



### Appropriate Fittings

The extended loop of the Dead-end reduces the need for an extension link; however, PLP can provide other FIBERLIGN® fittings including extension links (with thimble clevis) if desired. PLP offers the TC-5F Thimble Clevis, Thimble Eye, and LCE-55-14 Extension Link.

In general, Lite Tension Dead-ends are intended for use with these conditions and limitations:

- Light Tensions, approximately:
  - 600# (2.7 kN) maximum initial (stringing/nominal axial/long-term) tension
  - 800# (3.5 kN) maximum loaded (working/loaded axial/short-term) tension
- Short Spans:
  - 300' (91 m) maximum spans
  - not recommended for critical crossing spans (highways, rivers, etc.) see Medium or High Tension Dead-ends
- Very low strength cables
- "Standard" jackets
- Most cable brands
- No excessive operating conditions, cable motion or high temperatures

### Lite Tension Dead-end features:

- Standard design parameters
- Broad cable OD ranges, listed on ID tags
- Economical single component design
- Optimized compact length
- Fast easy installation
- Accepts standard pole line fittings
- Latex coated with flared rod ends
- Uniform pressure design
- Superior fatigue strength wire design

Catalog* Number	Cable Diameter Range				Color Code	Overall Length	
	Min. (in)	Max. (in)	Min. (mm)	Max. (mm)		inches	meter
2875001	.375	.414	9.5	10.5	Red	28	.71
2875002	.415	.459	10.6	11.6	Orange	31	.79
2875003	.460	.505	11.7	12.8	Green	33	.84
2875004	.506	.557	12.9	14.1	Pink	37	.94
2875005	.558	.615	14.2	15.6	Yellow	42	1.07
2875006	.616	.680	15.7	17.3	Blue	45	1.14
2875007	.681	.750	17.4	19.1	Brown	49	1.24

\*Add suffix code TE to include Thimble Eye (Cat. No. TE-5) Number – Mount with 5/8" or 16 m bolt and nut.